

National Museum ★ United States Army


Social Narrative

Independent visit for families with
members who are neurodiverse






I am going to the National Museum of the United States Army. The Museum has hundreds of artifacts from across the history of the United States. The Museum is a big place with hundreds of cool things for me to see and learn about when we visit! When I go to the Museum for as long as I would like.



When I get to the Museum, I will have to move from the parking lot to the front door. When I get to the front door, I may have to wait in line to enter. I will do my best to be patient while I wait to enter. If waiting in line is hard from me, I can ask a staff member for help or have my adult ask the staff member for help.



When I enter the Museum, I will need to go to the ticket table. At the ticket table, I will talk to someone who works for the Museum. They will ask to see my ticket. I can have my ticket printed on a piece of paper or on my phone. They will also ask me a few questions about possible COVID Exposure and they will tell me that I will need to wear my mask while in the Museum. The people at the table will help me if I have a ticket issue. They scan my ticket, which I will need to have before I enter the Museum.



When I finish at the ticket table, a Security Guard may ask me to walk through a metal detector. They will also ask me to place my bag on the conveyor belt. I will make sure to empty my pockets into the bin the Security Guard will give me. The Security Guards are friendly and at the Museum to keep us safe. If I don't have a bag, I will walk through the metal detector when asked. If I set off the metal detector, the security staff might need to use a hand-held metal detector on me. They will move the hand-held metal detector around me and I will try to stand still as possible to help the staff.




When I enter the Lobby after security, I will meet people who work at the Museum. These people are very nice and are here to help me make sure that we stay safe and have fun. I can tell they work at the Museum because they have a name badge. Some people may be wearing blue shirts. These people are Volunteers who are around the Museum to help.



In the Lobby, it might be loud. That's okay. People are excited to be at the Museum just like me. If it gets too loud, I can go to a quieter area of the Museum or wear my headphones. In the Lobby, I will see the Welcome Desk. There I can get a map of the Museum. I can also get a bag with objects that might help me focus or relax while at the Museum.



While visiting the Museum, I can choose what I want to do. I may go into one of the Museum's galleries, take a tour, play games in the Experiential Learning Center, or watch the movie at the Army Theater.




I will need to stay with my adult while we are inside the Museum. I will make sure that I can always see them as we explore the Museum. We can use the map of the Museum to figure out how to get to the exhibit galleries we are interested in seeing.



Some of the galleries in the Museum are dark, and music and sounds might start to play. If I get scared or overwhelmed, I can tell my adult and we can leave the gallery and go somewhere else. I can put my headphones on too!



Sometimes it can be noisy in the gallery we visit. If I need to take a break somewhere quiet, I will let my adult know. There are many things in the Museum that I will be able to look at but not touch. These things might be fragile or very old, so touching them isn't safe! Some of these fragile objects might be behind a barrier or glass. There are a few things I can touch. They will have sign next to them to let me know if I can touch it. If I am unsure, I can ask my adult. I can also ask a Volunteer if I can touch something or not.



If I need a break during my visit, I can go to a quiet space in the Museum or outside the Museum and sit down. I can go to any floor of the Museum and find a quiet space. I can find these spaces on the Sensory Sensitivity Map before I leave home, or I can ask a Volunteer to help me find them.




My adult and I may decide that we want to watch the movie in the Army Theater. The Theater is very loud and will have wind effects and vibrations. The Theater has a very large screen that wraps around the room. If the movie gets to be too much for me, I can put my headphones on or tell my adult and we can leave the Theater at any time.



In the Experiential Learning Center, I can gently play many games. These games will teach me how to use G-STEM skills. G-STEM stands for Geography, Science, Technology, Engineering, and Math. I may have to wait to play a certain game. That is okay because I will get to play when it is my turn. Some of the games might be loud. If it gets too loud for me, I can put my headphones on or tell my adult and we can leave at any time.



If I need to use the bathroom during my visit, I will let my adult know. I can use the bathroom at any time during my visit. There are bathrooms on every floor of the Museum. Some bathrooms have a few stalls and others have a door and just one toilet.



If I get hungry while I am at the Museum, I can go to the Museum's Café and buy a snack. I have to eat my food in the Café. To keep the Museum safe and clean for other guests, I will finish my food in the Café or I will put it away before we leave the Café.



When my adult and I are ready, to leave we will go back to the Lobby to exit the Museum. I will try not to be upset if I did not see everything at the Museum before we leave. I can always come back another time!